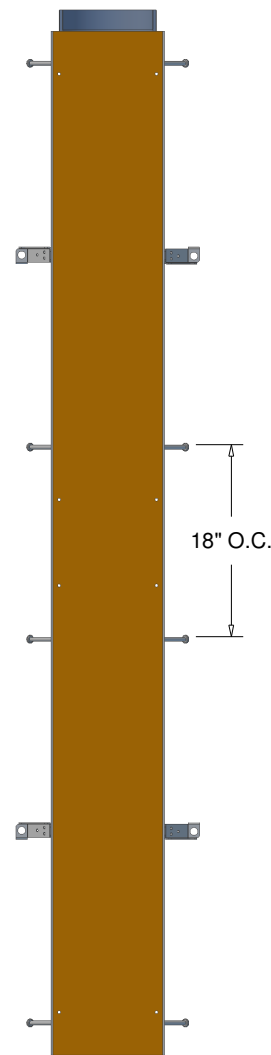
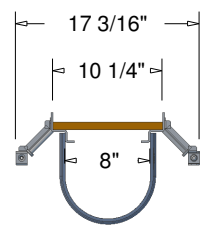


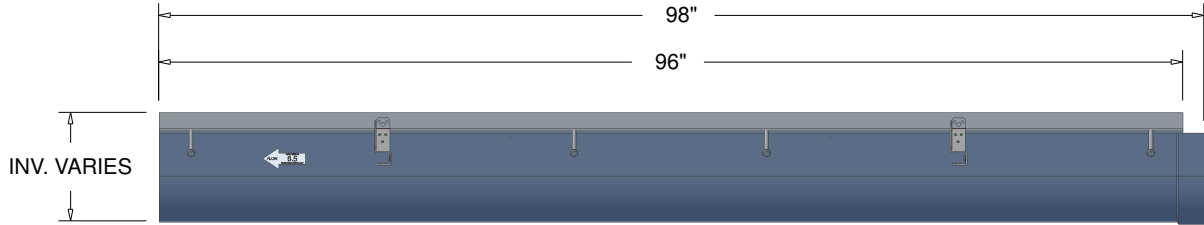
ISOMETRIC VIEW



TOP VIEW



END VIEW



SIDE VIEW

TRENCH MATERIAL	CHEMICAL RESISTANT FIBER REINFORCED POLYMER
FRAME MATERIAL	T304 STAINLESS STEEL
FRAME COATING	NONE
ANCHOR STUDS	3" X 3/8" Ø
INSTALL DEVICE	RIGID STAMPED METAL FOR #4 BARS
LOAD RATING	HEAVY DUTY
SLOPE	0.5% TYP (CUSTOM SLOPE AVAILABLE)

STANDARD TOLERANCES
0 = +/-0.25
0.0 = +/-0.25
0.00 = +/- 0.13

NOTE:
ALL TRENCHES ARE FACTORY
ASSEMBLED AND READY FOR
SITE INSTALLATION



574c Industrial Way N.
Dallas, GA 30132
PH: 770-505-6575
www.trenchdrain.net