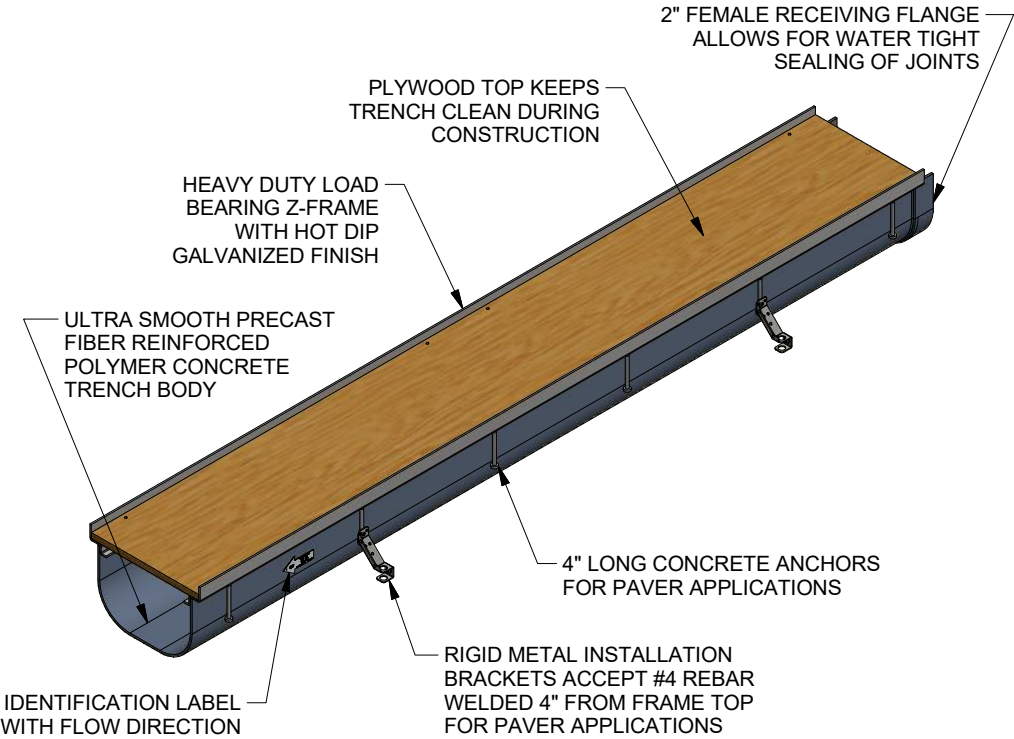
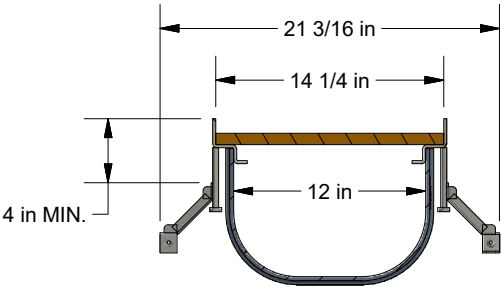


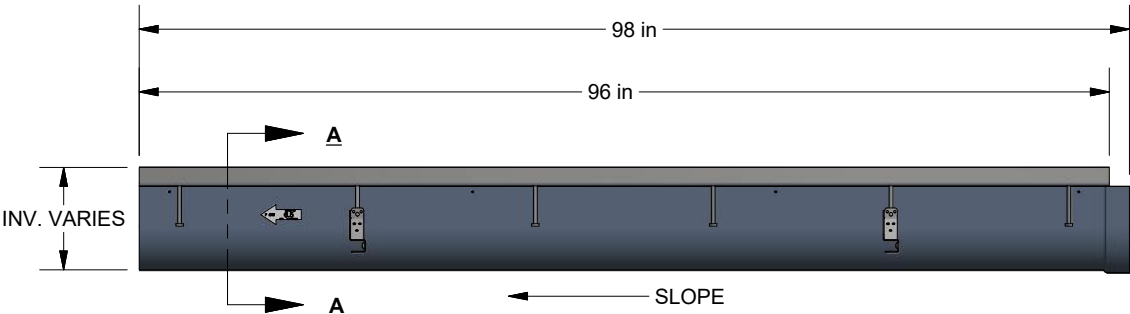
TOP VIEW



ISOMETRIC VIEW



SECTION A-A  
SCALE 1:12



SIDE VIEW

TRENCH MATERIAL	FIBER REINFORCED POLYMER
FRAME MATERIAL	STEEL PER ASTM A-36
FRAME COATING	HOT DIP GALVANIZED
ANCHOR STUDS	4" X 3/8" Ø
INSTALL DEVICE	RIGID STAMPED METAL FOR #4 BARS
LOAD RATING	HEAVY DUTY
SLOPE	0.5% TYP (CUSTOM SLOPE AVAILABLE)

STANDARD TOLERANCES  
0 = +/-0.25  
0.0 = +/-0.25  
0.00 = +/- 0.13

NOTE:  
ALL TRENCHES ARE FACTORY  
ASSEMBLED AND READY FOR  
SITE INSTALLATION



574c Industrial Way N.  
Dallas, GA 30132  
PH: 770-505-6575  
www.trenchdrain.net